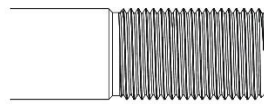




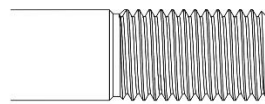
## *Race Axles*

*To find the correct Race Axle to enhance your ride first print out this guide. When printing, ensure that the 'fit to page' box is not selected. The guide should be printed to actual size. To ensure the correct sizing on the printout measure the axle below with a ruler and verify the measurement printed on the axle.*

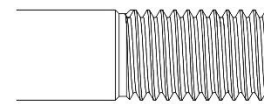
*Next, measure the thread pitch of your axle using the guide below.*



*1mm*



*1.5mm*



*1.75mm*

*Finally, measure the length of your axle using the scale below and choose the appropriate MRP Race Axle to match.*

